



HMA I-LIFT 25-S

526XX-XXXXX-XXXXXX



Variable height adjustable suspension arm with flange foot joint mount and HMA I-040 head joint mount

- Default colours
 - Cover: RAL 7035 (Light grey)
 - Bearings: RAL 7016 (Anthracite grey)
 - Special colours on request
- Base and head joint can be mounted to face upwards and downwards
- 4 system lengths available
- Vertical swivel angle $\pm 40^\circ$ with continuously variable stroke limiter to $\pm 0^\circ$
- Restraint-guided load suspension at head joint
- Stroke locking with operator release (option)
- Fine adjustment of the load capacity range (TLB) using adjusting screw
- Load range exclusive vertical tube and attachments
- Horizontal swing angle 300° with rotation limiter adjustable in 30° steps
- Low maintenance

System length	500 mm	650 mm	800 mm	950 mm
Dead weight	10.9 kg	12.1 kg	13.3 kg	14.6 kg
Cable duct	25 x19 mm	25 x19 mm	25 x19 mm	25 x19 mm
Vertical stroke	± 210 mm	± 310 mm	± 410 mm	± 500 mm
Loading weight range	1.5 - 31 kg	1.5 - 22 kg	1.5 - 21.1 kg	1.5 - 17.8 kg

HMA I-LIFT 25-S-1 (500 MM)

5261X-51XXX-XXXXXXX




Variable height adjustable suspension arm, system length 500 mm, with bottom flange foot joint mount and bottom HMA I-040 head joint mount

- Default colours
 - RAL 7016 (Anthracite grey)
 - RAL 7035 (Light grey)
 - Special colours on request
- Vertical swivel angle $\pm 40^\circ$ with continuously variable stroke limiter to $\pm 0^\circ$
- Restraint-guided load suspension at head joint
- Fine adjustment of the load capacity range (TLB) using adjusting screw
- Internal cable ducting (25mm x 19mm)
- Horizontal swing angle 300° with rotation limiter adjustable in 30° steps
- Dead weight: 10,9 kg

Product code	Description
52611-51100-8707110	HMA I-Lift 25-S-1, 500 mm, TLB 1.5-3.5 kg, Colours: RAL 7016, RAL 7035
52612-51100-8707110	HMA I-Lift 25-S-1, 500 mm, TLB 6.5-8.5 kg, Colours: RAL 7016, RAL 7035
52613-51100-8707110	HMA I-Lift 25-S-1, 500 mm, TLB 8-12 kg, Colours: RAL 7016, RAL 7035
52614-51100-8707110	HMA I-Lift 25-S-1, 500 mm, TLB 13-17 kg, Colours: RAL 7016, RAL 7035
52615-51100-8707110	HMA I-Lift 25-S-1, 500 mm, TLB 17-21 kg, Colours: RAL 7016, RAL 7035
52616-51100-8707110	HMA I-Lift 25-S-1, 500 mm, TLB 20-26 kg, Colours: RAL 7016, RAL 7035
52617-51100-8707110	HMA I-Lift 25-S-1, 500 mm, TLB 26-31 kg, Colours: RAL 7016, RAL 7035

HMA I-LIFT 25-S-2 (500 MM)

5261X-52XXX-XXXXXXX



Variable height adjustable suspension arm, system length 500 mm, with top flange foot joint mount and bottom HMA I-040 head joint mount

- Default colours
 - RAL 7016 (Anthracite grey)
 - RAL 7035 (Light grey)
 - Special colours on request
- Vertical swivel angle $\pm 40^\circ$ with continuously variable stroke limiter to $\pm 0^\circ$
- Restraint-guided load suspension at head joint
- Fine adjustment of the load capacity range (TLB) using adjusting screw
- Internal cable ducting (25mm x 19mm)
- Horizontal swing angle 300° with rotation limiter adjustable in 30° steps
- Dead weight: 10,9 kg

Product code	Description
52611-52100-8707110	HMA I-Lift 25-S-2, 500 mm, TLB 1.5-3.5 kg, Colours: RAL 7016, RAL 7035

Product code	Description
52612-52100-8707110	HMA I-Lift 25-S-2, 500 mm, TLB 6.5-8.5 kg, Colours: RAL 7016, RAL 7035
52613-52100-8707110	HMA I-Lift 25-S-2, 500 mm, TLB 8-12 kg, Colours: RAL 7016, RAL 7035
52614-52100-8707110	HMA I-Lift 25-S-2, 500 mm, TLB 13-17 kg, Colours: RAL 7016, RAL 7035
52615-52100-8707110	HMA I-Lift 25-S-2, 500 mm, TLB 17-21 kg, Colours: RAL 7016, RAL 7035
52616-52100-8707110	HMA I-Lift 25-S-2, 500 mm, TLB 20-26 kg, Colours: RAL 7016, RAL 7035
52617-52100-8707110	HMA I-Lift 25-S-2, 500 mm, TLB 26-31 kg, Colours: RAL 7016, RAL 7035

HMA I-LIFT 25-S-3 (500 MM)

5261X-61XXX-XXXXXXX



Variable height adjustable suspension arm, system length 500 mm, with bottom flange foot joint mount and top HMA I-040 head joint mount

- Default colours
 - RAL 7016 (Anthracite grey)
 - RAL 7035 (Light grey)
 - Special colours on request
- Vertical swivel angle +/- 40° with continuously variable stroke limiter to +/- 0°
- Restraint-guided load suspension at head joint
- Fine adjustment of the load capacity range (TLB) using adjusting screw
- Internal cable ducting (25mm x 19mm)
- Horizontal swing angle 300° with rotation limiter adjustable in 30° steps
- Dead weight: 10,9 kg

Product code	Description
52611-61100-8707110	HMA I-Lift 25-S-3, 500 mm, TLB 1.5-3.5 kg, Colours: RAL 7016, RAL 7035
52612-61100-8707110	HMA I-Lift 25-S-3, 500 mm, TLB 6.5-8.5 kg, Colours: RAL 7016, RAL 7035
52613-61100-8707110	HMA I-Lift 25-S-3, 500 mm, TLB 8-12 kg, Colours: RAL 7016, RAL 7035
52614-61100-8707110	HMA I-Lift 25-S-3, 500 mm, TLB 13-17 kg, Colours: RAL 7016, RAL 7035
52615-61100-8707110	HMA I-Lift 25-S-3, 500 mm, TLB 17-21 kg, Colours: RAL 7016, RAL 7035
52616-61100-8707110	HMA I-Lift 25-S-3, 500 mm, TLB 20-26 kg, Colours: RAL 7016, RAL 7035
52617-61100-8707110	HMA I-Lift 25-S-3, 500 mm, TLB 26-31 kg, Colours: RAL 7016, RAL 7035

HMA I-LIFT 25-S-4 (500 MM)

5261X-62XXX-XXXXXXX



Variable height adjustable suspension arm, system length 500 mm, with top flange foot joint mount and top HMA I-040 head joint mount

- Default colours
 - RAL 7016 (Anthracite grey)
 - RAL 7035 (Light grey)
 - Special colours on request
- Vertical swivel angle $\pm 40^\circ$ with continuously variable stroke limiter to $\pm 0^\circ$
- Restraint-guided load suspension at head joint
- Fine adjustment of the load capacity range (TLB) using adjusting screw
- Internal cable ducting (25mm x 19mm)
- Horizontal swing angle 300° with rotation limiter adjustable in 30° steps
- Dead weight: 10,9 kg

Product code	Description
52611-62100-8707110	HMA I-Lift 25-S-4, 500 mm, TLB 1.5-3.5 kg, Colours: RAL 7016, RAL 7035
52612-62100-8707110	HMA I-Lift 25-S-4, 500 mm, TLB 6.5-8.5 kg, Colours: RAL 7016, RAL 7035
52613-62100-8707110	HMA I-Lift 25-S-4, 500 mm, TLB 8-12 kg, Colours: RAL 7016, RAL 7035
52614-62100-8707110	HMA I-Lift 25-S-4, 500 mm, TLB 13-17 kg, Colours: RAL 7016, RAL 7035
52615-62100-8707110	HMA I-Lift 25-S-4, 500 mm, TLB 17-21 kg, Colours: RAL 7016, RAL 7035
52616-62100-8707110	HMA I-Lift 25-S-4, 500 mm, TLB 20-26 kg, Colours: RAL 7016, RAL 7035
52617-62100-8707110	HMA I-Lift 25-S-4, 500 mm, TLB 26-31 kg, Colours: RAL 7016, RAL 7035

HMA I-LIFT 25-S-1 (650 MM)

5262X-51XXX-XXXXXXX



Variable height adjustable suspension arm, system length 650 mm, with bottom flange foot joint mount and bottom HMA I-040 head joint mount


- Default colours
 - RAL 7016 (Anthracite grey)
 - RAL 7035 (Light grey)
 - Special colours on request
- Vertical swivel angle $\pm 40^\circ$ (± 310 mm) with continuously variable stroke limiter to $\pm 0^\circ$
- Restraint-guided load suspension at head joint
- Stroke locking with operator release (option)
- Fine adjustment of the load capacity range (TLB) using adjusting screw
- Internal cable ducting (25mm x 19mm)
- Horizontal swing angle 300° with rotation limiter adjustable in 30° steps
- Dead weight: 12,1 kg

Product code	Description
52621-51100-8707110	HMA I-Lift 25-S-1, 650 mm, TLB 1.5-3 kg, Colours: RAL 7016, RAL 7035

Product code	Description
52621-51200-8707110	HMA I-Lift 25-S-1, 650 mm, TLB 1.5-3 kg, lockable, Colours: RAL 7016, RAL 7035
52622-51100-8707110	HMA I-Lift 25-S-1, 650 mm, TLB 3.5-7 kg, Colours: RAL 7016, RAL 7035
52622-51200-8707110	HMA I-Lift 25-S-1, 650 mm, TLB 3.5-7 kg, lockable, Colours: RAL 7016, RAL 7035
52623-51100-8707110	HMA I-Lift 25-S-1, 650 mm, TLB 6-10 kg, Colours: RAL 7016, RAL 7035
52623-51200-8707110	HMA I-Lift 25-S-1, 650 mm, TLB 6-10 kg, lockable, Colours: RAL 7016, RAL 7035
52624-51100-8707110	HMA I-Lift 25-S-1, 650 mm, TLB 10-14 kg, Colours: RAL 7016, RAL 7035
52624-51200-8707110	HMA I-Lift 25-S-1, 650 mm, TLB 10-14 kg, lockable, Colours: RAL 7016, RAL 7035
52625-51100-8707110	HMA I-Lift 25-S-1, 650 mm, TLB 13-17 kg, Colours: RAL 7016, RAL 7035
52625-51200-8707110	HMA I-Lift 25-S-1, 650 mm, TLB 13-17 kg, lockable, Colours: RAL 7016, RAL 7035
52626-51100-8707110	HMA I-Lift 25-S-1, 650 mm, TLB 16-22 kg, Colours: RAL 7016, RAL 7035
52626-51200-8707110	HMA I-Lift 25-S-1, 650 mm, TLB 16-22 kg, lockable, Colours: RAL 7016, RAL 7035

HMA I-LIFT 25-S-2 (650 MM)

5262X-52XXX-XXXXXXX



Variable height adjustable suspension arm, system length 650 mm, with top flange foot joint mount and bottom HMA I-040 head joint mount

- Default colours
 - RAL 7016 (Anthracite grey)
 - RAL 7035 (Light grey)
 - Special colours on request
- Vertical swivel angle $\pm 40^\circ$ (± 310 mm) with continuously variable stroke limiter to $\pm 0^\circ$
- Restraint-guided load suspension at head joint
- Stroke locking with operator release (option)
- Fine adjustment of the load capacity range (TLB) using adjusting screw
- Internal cable ducting (25mm x 19mm)
- Horizontal swing angle 300° with rotation limiter adjustable in 30° steps
- Dead weight: 12,1 kg

Product code	Description
52621-52100-8707110	HMA I-Lift 25-S-2, 650 mm, TLB 1.5-3 kg, Colours: RAL 7016, RAL 7035
52621-52200-8707110	HMA I-Lift 25-S-2, 650 mm, TLB 1.5-3 kg, lockable, Colours: RAL 7016, RAL 7035
52622-52100-8707110	HMA I-Lift 25-S-2, 650 mm, TLB 3.5-7 kg, Colours: RAL 7016, RAL 7035
52622-52200-8707110	HMA I-Lift 25-S-2, 650 mm, TLB 3.5-7 kg, lockable, Colours: RAL 7016, RAL 7035
52623-52100-8707110	HMA I-Lift 25-S-2, 650 mm, TLB 6-10 kg, Colours: RAL 7016, RAL 7035
52623-52200-8707110	HMA I-Lift 25-S-2, 650 mm, TLB 6-10 kg, lockable, Colours: RAL 7016, RAL 7035
52624-52100-8707110	HMA I-Lift 25-S-2, 650 mm, TLB 10-14 kg, Colours: RAL 7016, RAL 7035
52624-52200-8707110	HMA I-Lift 25-S-2, 650 mm, TLB 10-14 kg, lockable, Colours: RAL 7016, RAL 7035
52625-52100-8707110	HMA I-Lift 25-S-2, 650 mm, TLB 13-17 kg, Colours: RAL 7016, RAL 7035
52625-52200-8707110	HMA I-Lift 25-S-2, 650 mm, TLB 13-17 kg, lockable, Colours: RAL 7016, RAL 7035
52626-52100-8707110	HMA I-Lift 25-S-2, 650 mm, TLB 16-22 kg, Colours: RAL 7016, RAL 7035
52626-52200-8707110	HMA I-Lift 25-S-2, 650 mm, TLB 16-22 kg, lockable, Colours: RAL 7016, RAL 7035

HMA I-LIFT 25-S-3 (650 MM)

5262X-61XXX-XXXXXXX



Variable height adjustable suspension arm, system length 650 mm, with bottom flange foot joint mount and top HMA I-040 head joint mount

- Default colours
 - RAL 7016 (Anthracite grey)
 - RAL 7035 (Light grey)
 - Special colours on request
- Vertical swivel angle +/- 40° (+/-310 mm) with continuously variable stroke limiter to +/- 0°
- Restraint-guided load suspension at head joint
- Stroke locking with operator release (option)
- Fine adjustment of the load capacity range (TLB) using adjusting screw
- Internal cable ducting (25mm x 19mm)
- Horizontal swing angle 300° with rotation limiter adjustable in 30° steps
- Dead weight: 12,1 kg

Product code	Description
52621-61100-8707110	HMA I-Lift 25-S-3, 650 mm, TLB 1.5-3 kg, Colours: RAL 7016, RAL 7035
52621-61200-8707110	HMA I-Lift 25-S-3, 650 mm, TLB 1.5-3 kg, lockable, Colours: RAL 7016, RAL 7035
52622-61100-8707110	HMA I-Lift 25-S-3, 650 mm, TLB 3.5-7 kg, Colours: RAL 7016, RAL 7035
52622-61200-8707110	HMA I-Lift 25-S-3, 650 mm, TLB 3.5-7 kg, lockable, Colours: RAL 7016, RAL 7035
52623-61100-8707110	HMA I-Lift 25-S-3, 650 mm, TLB 6-10 kg, Colours: RAL 7016, RAL 7035
52623-61200-8707110	HMA I-Lift 25-S-3, 650 mm, TLB 6-10 kg, lockable, Colours: RAL 7016, RAL 7035
52624-61100-8707110	HMA I-Lift 25-S-3, 650 mm, TLB 10-14 kg, Colours: RAL 7016, RAL 7035
52624-61200-8707110	HMA I-Lift 25-S-3, 650 mm, TLB 10-14 kg, lockable, Colours: RAL 7016, RAL 7035
52625-61100-8707110	HMA I-Lift 25-S-3, 650 mm, TLB 13-17 kg, Colours: RAL 7016, RAL 7035
52625-61200-8707110	HMA I-Lift 25-S-3, 650 mm, TLB 13-17 kg, lockable, Colours: RAL 7016, RAL 7035
52626-61100-8707110	HMA I-Lift 25-S-3, 650 mm, TLB 16-22 kg, Colours: RAL 7016, RAL 7035
52626-61200-8707110	HMA I-Lift 25-S-3, 650 mm, TLB 16-22 kg, lockable, Colours: RAL 7016, RAL 7035

HMA I-LIFT 25-S-4 (650 MM)

5262X-62XXX-XXXXXXX



Variable height adjustable suspension arm, system length 650 mm, with top flange foot joint mount and top HMA I-040 head joint mount

- Default colours
 - RAL 7016 (Anthracite grey)
 - RAL 7035 (Light grey)
 - Special colours on request
- Vertical swivel angle $\pm 40^\circ$ (± 310 mm) with continuously variable stroke limiter to $\pm 0^\circ$
- Restraint-guided load suspension at head joint
- Stroke locking with operator release (option)
- Fine adjustment of the load capacity range (TLB) using adjusting screw
- Internal cable ducting (25mm x 19mm)
- Horizontal swing angle 300° with rotation limiter adjustable in 30° steps
- Dead weight: 12,1 kg

Product code	Description
52621-62100-8707110	HMA I-Lift 25-S-4, 650 mm, TLB 1.5-3 kg, Colours: RAL 7016, RAL 7035
52621-62200-8707110	HMA I-Lift 25-S-4, 650 mm, TLB 1.5-3 kg, lockable, Colours: RAL 7016, RAL 7035
52622-62100-8707110	HMA I-Lift 25-S-4, 650 mm, TLB 3.5-7 kg, Colours: RAL 7016, RAL 7035
52622-62200-8707110	HMA I-Lift 25-S-4, 650 mm, TLB 3.5-7 kg, lockable, Colours: RAL 7016, RAL 7035
52623-62100-8707110	HMA I-Lift 25-S-4, 650 mm, TLB 6-10 kg, Colours: RAL 7016, RAL 7035
52623-62200-8707110	HMA I-Lift 25-S-4, 650 mm, TLB 6-10 kg, lockable, Colours: RAL 7016, RAL 7035
52624-62100-8707110	HMA I-Lift 25-S-4, 650 mm, TLB 10-14 kg, Colours: RAL 7016, RAL 7035
52624-62200-8707110	HMA I-Lift 25-S-4, 650 mm, TLB 10-14 kg, lockable, Colours: RAL 7016, RAL 7035
52625-62100-8707110	HMA I-Lift 25-S-4, 650 mm, TLB 13-17 kg, Colours: RAL 7016, RAL 7035
52625-62200-8707110	HMA I-Lift 25-S-4, 650 mm, TLB 13-17 kg, lockable, Colours: RAL 7016, RAL 7035
52626-62100-8707110	HMA I-Lift 25-S-4, 650 mm, TLB 16-22 kg, Colours: RAL 7016, RAL 7035
52626-62200-8707110	HMA I-Lift 25-S-4, 650 mm, TLB 16-22 kg, lockable, Colours: RAL 7016, RAL 7035

HMA I-LIFT 25-S-1 (800 MM)

5263X-51XXX-XXXXXXX



Variable height adjustable suspension arm, system length 800 mm, with bottom flange foot joint mount and bottom HMA I-040 head joint mount

- Default colours
 - RAL 7016 (Anthracite grey)
 - RAL 7035 (Light grey)
 - Special colours on request
- Vertical swivel angle $\pm 40^\circ$ (± 410 mm) with continuously variable stroke limiter to $\pm 0^\circ$
- Restraint-guided load suspension at head joint
- Stroke locking with operator release (option)
- Fine adjustment of the load capacity range (TLB) using adjusting screw
- Internal cable ducting (25mm x 19mm)
- Horizontal swing angle 300° with rotation limiter adjustable in 30° steps
- Dead weight: 13,3 kg

Product code	Description
52631-51100-8707110	HMA I-Lift 25-S-1, 800 mm, TLB 1.5-2.3 kg, Colours: RAL 7016, RAL 7035
52631-51200-8707110	HMA I-Lift 25-S-1, 800 mm, TLB 1.5-2.3 kg, lockable, Colours: RAL 7016, RAL 7035
52632-51100-8707110	HMA I-Lift 25-S-1, 800 mm, TLB 1.6-5.1 kg, Colours: RAL 7016, RAL 7035
52632-51200-8707110	HMA I-Lift 25-S-1, 800 mm, TLB 1.6-5.1 kg, lockable, Colours: RAL 7016, RAL 7035
52633-51100-8707110	HMA I-Lift 25-S-1, 800 mm, TLB 3.5-7.5 kg, Colours: RAL 7016, RAL 7035
52633-51200-8707110	HMA I-Lift 25-S-1, 800 mm, TLB 3.5-7.5 kg, lockable, Colours: RAL 7016, RAL 7035
52634-51100-8707110	HMA I-Lift 25-S-1, 800 mm, TLB 6.3-10.3 kg, Colours: RAL 7016, RAL 7035
52634-51200-8707110	HMA I-Lift 25-S-1, 800 mm, TLB 6.3-10.3 kg, lockable, Colours: RAL 7016, RAL 7035
52635-51100-8707110	HMA I-Lift 25-S-1, 800 mm, TLB 9.1-13.1 kg, Colours: RAL 7016, RAL 7035
52635-51200-8707110	HMA I-Lift 25-S-1, 800 mm, TLB 9.1-13.1 kg, lockable, Colours: RAL 7016, RAL 7035
52636-51100-8707110	HMA I-Lift 25-S-1, 800 mm, TLB 10.8-16.8 kg, Colours: RAL 7016, RAL 7035
52636-51200-8707110	HMA I-Lift 25-S-1, 800 mm, TLB 10.8-16.8 kg, lockable, Colours: RAL 7016, RAL 7035
52637-51100-8707110	HMA I-Lift 25-S-1, 800 mm, TLB 16.1-21.1 kg, Colours: RAL 7016, RAL 7035
52637-51200-8707110	HMA I-Lift 25-S-1, 800 mm, TLB 16.1-21.1 kg, lockable, Colours: RAL 7016, RAL 7035

HMA I-LIFT 25-S-2 (800 MM)

5263X-52XXX-XXXXXXX



Variable height adjustable suspension arm, system length 800 mm, with top flange foot joint mount and bottom HMA I-040 head joint mount

- Default colours
 - RAL 7016 (Anthracite grey)
 - RAL 7035 (Light grey)
 - Special colours on request
- Vertical swivel angle $\pm 40^\circ$ (± 410 mm) with continuously variable stroke limiter to $\pm 0^\circ$
- Restraint-guided load suspension at head joint
- Stroke locking with operator release (option)
- Fine adjustment of the load capacity range (TLB) using adjusting screw
- Internal cable ducting (25mm x 19mm)
- Horizontal swing angle 300° with rotation limiter adjustable in 30° steps
- Dead weight: 13,3 kg

Product code	Description
52631-52100-8707110	HMA I-Lift 25-S-2, 800 mm, TLB 1.5-2.3 kg, Colours: RAL 7016, RAL 7035
52631-52200-8707110	HMA I-Lift 25-S-2, 800 mm, TLB 1.5-2.3 kg, lockable, Colours: RAL 7016, RAL 7035
52632-52100-8707110	HMA I-Lift 25-S-2, 800 mm, TLB 1.6-5.1 kg, Colours: RAL 7016, RAL 7035
52632-52200-8707110	HMA I-Lift 25-S-2, 800 mm, TLB 1.6-5.1 kg, lockable, Colours: RAL 7016, RAL 7035
52633-52100-8707110	HMA I-Lift 25-S-2, 800 mm, TLB 3.5-7.5 kg, Colours: RAL 7016, RAL 7035
52633-52200-8707110	HMA I-Lift 25-S-2, 800 mm, TLB 3.5-7.5 kg, lockable, Colours: RAL 7016, RAL 7035
52634-52100-8707110	HMA I-Lift 25-S-2, 800 mm, TLB 6.3-10.3 kg, Colours: RAL 7016, RAL 7035
52634-52200-8707110	HMA I-Lift 25-S-2, 800 mm, TLB 6.3-10.3 kg, lockable, Colours: RAL 7016, RAL 7035
52635-52100-8707110	HMA I-Lift 25-S-2, 800 mm, TLB 9.1-13.1 kg, Colours: RAL 7016, RAL 7035
52635-52200-8707110	HMA I-Lift 25-S-2, 800 mm, TLB 9.1-13.1 kg, lockable, Colours: RAL 7016, RAL 7035
52636-52100-8707110	HMA I-Lift 25-S-2, 800 mm, TLB 10.8-16.8 kg, Colours: RAL 7016, RAL 7035
52636-52200-8707110	HMA I-Lift 25-S-2, 800 mm, TLB 10.8-16.8 kg, lockable, Colours: RAL 7016, RAL 7035
52637-52100-8707110	HMA I-Lift 25-S-2, 800 mm, TLB 16.1-21.1 kg, Colours: RAL 7016, RAL 7035
52637-52200-8707110	HMA I-Lift 25-S-2, 800 mm, TLB 16.1-21.1 kg, lockable, Colours: RAL 7016, RAL 7035

HMA I-LIFT 25-S-3 (800 MM)

5263X-61XXX-XXXXXXXX



Variable height adjustable suspension arm, system length 800 mm, with bottom flange foot joint mount and top HMA I-040 head joint mount

- Default colours
 - RAL 7016 (Anthracite grey)
 - RAL 7035 (Light grey)
 - Special colours on request
- Vertical swivel angle +/- 40° (+/-410 mm) with continuously variable stroke limiter to +/- 0°
- Restraint-guided load suspension at head joint
- Stroke locking with operator release (option)
- Fine adjustment of the load capacity range (TLB) using adjusting screw
- Internal cable ducting (25mm x 19mm)
- Horizontal swing angle 300° with rotation limiter adjustable in 30° steps
- Dead weight: 13,3 kg

Product code	Description
52631-61100-8707110	HMA I-Lift 25-S-3, 800 mm, TLB 1.5-2.3 kg, Colours: RAL 7016, RAL 7035
52631-61200-8707110	HMA I-Lift 25-S-3, 800 mm, TLB 1.5-2.3 kg, lockable, Colours: RAL 7016, RAL 7035
52632-61100-8707110	HMA I-Lift 25-S-3, 800 mm, TLB 1.6-5.1 kg, Colours: RAL 7016, RAL 7035
52632-61200-8707110	HMA I-Lift 25-S-3, 800 mm, TLB 1.6-5.1 kg, lockable, Colours: RAL 7016, RAL 7035
52633-61100-8707110	HMA I-Lift 25-S-3, 800 mm, TLB 3.5-7.5 kg, Colours: RAL 7016, RAL 7035
52633-61200-8707110	HMA I-Lift 25-S-3, 800 mm, TLB 3.5-7.5 kg, lockable, Colours: RAL 7016, RAL 7035
52634-61100-8707110	HMA I-Lift 25-S-3, 800 mm, TLB 6.3-10.3 kg, Colours: RAL 7016, RAL 7035
52634-61200-8707110	HMA I-Lift 25-S-3, 800 mm, TLB 6.3-10.3 kg, lockable, Colours: RAL 7016, RAL 7035
52635-61100-8707110	HMA I-Lift 25-S-3, 800 mm, TLB 9.1-13.1 kg, Colours: RAL 7016, RAL 7035
52635-61200-8707110	HMA I-Lift 25-S-3, 800 mm, TLB 9.1-13.1 kg, lockable, Colours: RAL 7016, RAL 7035
52636-61100-8707110	HMA I-Lift 25-S-3, 800 mm, TLB 10.8-16.8 kg, Colours: RAL 7016, RAL 7035
52636-61200-8707110	HMA I-Lift 25-S-3, 800 mm, TLB 10.8-16.8 kg, lockable, Colours: RAL 7016, RAL 7035
52637-61100-8707110	HMA I-Lift 25-S-3, 800 mm, TLB 16.1-21.1 kg, Colours: RAL 7016, RAL 7035
52637-61200-8707110	HMA I-Lift 25-S-3, 800 mm, TLB 16.1-21.1 kg, lockable, Colours: RAL 7016, RAL 7035

HMA I-LIFT 25-S-4 (800 MM)

5263X-62XXX-XXXXXXX



Variable height adjustable suspension arm, system length 800 mm, with top flange foot joint mount and top HMA I-040 head joint mount

- Default colours
 - RAL 7016 (Anthracite grey)
 - RAL 7035 (Light grey)
 - Special colours on request
- Vertical swivel angle $\pm 40^\circ$ (± 410 mm) with continuously variable stroke limiter to $\pm 0^\circ$
- Restraint-guided load suspension at head joint
- Stroke locking with operator release (option)
- Fine adjustment of the load capacity range (TLB) using adjusting screw
- Internal cable ducting (25mm x 19mm)
- Horizontal swing angle 300° with rotation limiter adjustable in 30° steps
- Dead weight: 13,3 kg

Product code	Description
52631-62100-8707110	HMA I-Lift 25-S-4, 800 mm, TLB 1.5-2.3 kg, Colours: RAL 7016, RAL 7035
52631-62200-8707110	HMA I-Lift 25-S-4, 800 mm, TLB 1.5-2.3 kg, lockable, Colours: RAL 7016, RAL 7035
52632-62100-8707110	HMA I-Lift 25-S-4, 800 mm, TLB 1.6-5.1 kg, Colours: RAL 7016, RAL 7035
52632-62200-8707110	HMA I-Lift 25-S-4, 800 mm, TLB 1.6-5.1 kg, lockable, Colours: RAL 7016, RAL 7035
52633-62100-8707110	HMA I-Lift 25-S-4, 800 mm, TLB 3.5-7.5 kg, Colours: RAL 7016, RAL 7035
52633-62200-8707110	HMA I-Lift 25-S-4, 800 mm, TLB 3.5-7.5 kg, lockable, Colours: RAL 7016, RAL 7035
52634-62100-8707110	HMA I-Lift 25-S-4, 800 mm, TLB 6.3-10.3 kg, Colours: RAL 7016, RAL 7035
52634-62200-8707110	HMA I-Lift 25-S-4, 800 mm, TLB 6.3-10.3 kg, lockable, Colours: RAL 7016, RAL 7035
52635-62100-8707110	HMA I-Lift 25-S-4, 800 mm, TLB 9.1-13.1 kg, Colours: RAL 7016, RAL 7035
52635-62200-8707110	HMA I-Lift 25-S-4, 800 mm, TLB 9.1-13.1 kg, lockable, Colours: RAL 7016, RAL 7035
52636-62100-8707110	HMA I-Lift 25-S-4, 800 mm, TLB 10.8-16.8 kg, Colours: RAL 7016, RAL 7035
52636-62200-8707110	HMA I-Lift 25-S-4, 800 mm, TLB 10.8-16.8 kg, lockable, Colours: RAL 7016, RAL 7035
52637-62100-8707110	HMA I-Lift 25-S-4, 800 mm, TLB 16.1-21.1 kg, Colours: RAL 7016, RAL 7035
52637-62200-8707110	HMA I-Lift 25-S-4, 800 mm, TLB 16.1-21.1 kg, lockable, Colours: RAL 7016, RAL 7035

HMA I-LIFT 25-S-1 (950 MM)

5264X-51XXX-XXXXXXX




Variable height adjustable suspension arm, system length 950 mm, with bottom flange foot joint mount and bottom HMA I-040 head joint mount

- Default colours
 - RAL 7016 (Anthracite grey)
 - RAL 7035 (Light grey)
 - Special colours on request
- Vertical swivel angle $\pm 40^\circ$ (± 500 mm) with continuously variable stroke limiter to $\pm 0^\circ$
- Restraint-guided load suspension at head joint
- Stroke locking with operator release (option)
- Fine adjustment of the load capacity range (TLB) using adjusting screw
- Internal cable ducting (25mm x 19mm)
- Horizontal swing angle 300° with rotation limiter adjustable in 30° steps
- Dead weight: 14,6 kg

Product code	Description
52641-51100-8707110	HMA I-Lift 25-S-1, 950 mm, TLB 1.5-2 kg, Colours: RAL 7016, RAL 7035
52641-51200-8707110	HMA I-Lift 25-S-1, 950 mm, TLB 1.5-2 kg, lockable, Colours: RAL 7016, RAL 7035
52642-51100-8707110	HMA I-Lift 25-S-1, 950 mm, TLB 1.5-3.8 kg, Colours: RAL 7016, RAL 7035
52642-51200-8707110	HMA I-Lift 25-S-1, 950 mm, TLB 1.5-3.8 kg, lockable, Colours: RAL 7016, RAL 7035
52643-51100-8707110	HMA I-Lift 25-S-1, 950 mm, TLB 4.8-6.8 kg, Colours: RAL 7016, RAL 7035
52643-51200-8707110	HMA I-Lift 25-S-1, 950 mm, TLB 4.8-6.8 kg, lockable, Colours: RAL 7016, RAL 7035
52644-51100-8707110	HMA I-Lift 25-S-1, 950 mm, TLB 5.6-9.6 kg, Colours: RAL 7016, RAL 7035
52644-51200-8707110	HMA I-Lift 25-S-1, 950 mm, TLB 5.6-9.6 kg, lockable, Colours: RAL 7016, RAL 7035
52645-51100-8707110	HMA I-Lift 25-S-1, 950 mm, TLB 7.6-11.6 kg, Colours: RAL 7016, RAL 7035
52645-51200-8707110	HMA I-Lift 25-S-1, 950 mm, TLB 7.6-11.6 kg, lockable, Colours: RAL 7016, RAL 7035
52646-51100-8707110	HMA I-Lift 25-S-1, 950 mm, TLB 10-15 kg, Colours: RAL 7016, RAL 7035
52646-51200-8707110	HMA I-Lift 25-S-1, 950 mm, TLB 10-15 kg, lockable, Colours: RAL 7016, RAL 7035
52647-51100-8707110	HMA I-Lift 25-S-1, 950 mm, TLB 15.8-17.8 kg, Colours: RAL 7016, RAL 7035
52647-51200-8707110	HMA I-Lift 25-S-1, 950 mm, TLB 15.8-17.8 kg, lockable, Colours: RAL 7016, RAL 7035

HMA I-LIFT 25-S-2 (950 MM)

5264X-52XXX-XXXXXXX




Variable height adjustable suspension arm, system length 950 mm, with top flange foot joint mount and bottom HMA I-040 head joint mount

- Default colours
 - RAL 7016 (Anthracite grey)
 - RAL 7035 (Light grey)
 - Special colours on request
- Vertical swivel angle $\pm 40^\circ$ (± 500 mm) with continuously variable stroke limiter to $\pm 0^\circ$
- Restraint-guided load suspension at head joint
- Stroke locking with operator release (option)
- Fine adjustment of the load capacity range (TLB) using adjusting screw
- Internal cable ducting (25mm x 19mm)
- Horizontal swing angle 300° with rotation limiter adjustable in 30° steps
- Dead weight: 14,6 kg

Product code	Description
52641-52100-8707110	HMA I-Lift 25-S-2, 950 mm, TLB 1.5-2 kg, Colours: RAL 7016, RAL 7035
52641-52200-8707110	HMA I-Lift 25-S-2, 950 mm, TLB 1.5-2 kg, lockable, Colours: RAL 7016, RAL 7035
52642-52100-8707110	HMA I-Lift 25-S-2, 950 mm, TLB 1.5-3.8 kg, Colours: RAL 7016, RAL 7035
52642-52200-8707110	HMA I-Lift 25-S-2, 950 mm, TLB 1.5-3.8 kg, lockable, Colours: RAL 7016, RAL 7035
52643-52100-8707110	HMA I-Lift 25-S-2, 950 mm, TLB 4.8-6.8 kg, Colours: RAL 7016, RAL 7035
52643-52200-8707110	HMA I-Lift 25-S-2, 950 mm, TLB 4.8-6.8 kg, lockable, Colours: RAL 7016, RAL 7035
52644-52100-8707110	HMA I-Lift 25-S-2, 950 mm, TLB 5.6-9.6 kg, Colours: RAL 7016, RAL 7035
52644-52200-8707110	HMA I-Lift 25-S-2, 950 mm, TLB 5.6-9.6 kg, lockable, Colours: RAL 7016, RAL 7035
52645-52100-8707110	HMA I-Lift 25-S-2, 950 mm, TLB 7.6-11.6 kg, Colours: RAL 7016, RAL 7035
52645-52200-8707110	HMA I-Lift 25-S-2, 950 mm, TLB 7.6-11.6 kg, lockable, Colours: RAL 7016, RAL 7035
52646-52100-8707110	HMA I-Lift 25-S-2, 950 mm, TLB 10-15 kg, Colours: RAL 7016, RAL 7035
52646-52200-8707110	HMA I-Lift 25-S-2, 950 mm, TLB 10-15 kg, lockable, Colours: RAL 7016, RAL 7035
52647-52100-8707110	HMA I-Lift 25-S-2, 950 mm, TLB 15.8-17.8 kg, Colours: RAL 7016, RAL 7035
52647-52200-8707110	HMA I-Lift 25-S-2, 950 mm, TLB 15.8-17.8 kg, lockable, Colours: RAL 7016, RAL 7035

HMA I-LIFT 25-S-3 (950 MM)

5264X-61XXX-XXXXXXXX



Variable height adjustable suspension arm, system length 950 mm, with bottom flange foot joint mount and top HMA I-040 head joint mount

- Default colours
 - RAL 7016 (Anthracite grey)
 - RAL 7035 (Light grey)
 - Special colours on request
- Vertical swivel angle $\pm 40^\circ$ (± 500 mm) with continuously variable stroke limiter to $\pm 0^\circ$
- Restraint-guided load suspension at head joint
- Stroke locking with operator release (option)
- Fine adjustment of the load capacity range (TLB) using adjusting screw
- Internal cable ducting (25mm x 19mm)
- Horizontal swing angle 300° with rotation limiter adjustable in 30° steps
- Dead weight: 14,6 kg

Product code	Description
52641-61100-8707110	HMA I-Lift 25-S-3, 950 mm, TLB 1.5-2 kg, Colours: RAL 7016, RAL 7035
52641-61200-8707110	HMA I-Lift 25-S-3, 950 mm, TLB 1.5-2 kg, lockable, Colours: RAL 7016, RAL 7035
52642-61100-8707110	HMA I-Lift 25-S-3, 950 mm, TLB 1.5-3.8 kg, Colours: RAL 7016, RAL 7035
52642-61200-8707110	HMA I-Lift 25-S-3, 950 mm, TLB 1.5-3.8 kg, lockable, Colours: RAL 7016, RAL 7035
52643-61100-8707110	HMA I-Lift 25-S-3, 950 mm, TLB 4.8-6.8 kg, Colours: RAL 7016, RAL 7035
52643-61200-8707110	HMA I-Lift 25-S-3, 950 mm, TLB 4.8-6.8 kg, lockable, Colours: RAL 7016, RAL 7035
52644-61100-8707110	HMA I-Lift 25-S-3, 950 mm, TLB 5.6-9.6 kg, Colours: RAL 7016, RAL 7035
52644-61200-8707110	HMA I-Lift 25-S-3, 950 mm, TLB 5.6-9.6 kg, lockable, Colours: RAL 7016, RAL 7035
52645-61100-8707110	HMA I-Lift 25-S-3, 950 mm, TLB 7.6-11.6 kg, Colours: RAL 7016, RAL 7035
52645-61200-8707110	HMA I-Lift 25-S-3, 950 mm, TLB 7.6-11.6 kg, lockable, Colours: RAL 7016, RAL 7035
52646-61100-8707110	HMA I-Lift 25-S-3, 950 mm, TLB 10-15 kg, Colours: RAL 7016, RAL 7035
52646-61200-8707110	HMA I-Lift 25-S-3, 950 mm, TLB 10-15 kg, lockable, Colours: RAL 7016, RAL 7035
52647-61100-8707110	HMA I-Lift 25-S-3, 950 mm, TLB 15.8-17.8 kg, Colours: RAL 7016, RAL 7035
52647-61200-8707110	HMA I-Lift 25-S-3, 950 mm, TLB 15.8-17.8 kg, lockable, Colours: RAL 7016, RAL 7035

HMA I-LIFT 25-S-4 (950 MM)

5264X-62XXX-XXXXXXX



Variable height adjustable suspension arm, system length 950 mm, with top flange foot joint mount and top HMA I-040 head joint mount

- Default colours
 - RAL 7016 (Anthracite grey)
 - RAL 7035 (Light grey)
 - Special colours on request
- Vertical swivel angle +/- 40° (+/-500 mm) with continuously variable stroke limiter to +/- 0°
- Restraint-guided load suspension at head joint
- Stroke locking with operator release (option)
- Fine adjustment of the load capacity range (TLB) using adjusting screw
- Internal cable ducting (25mm x 19mm)
- Horizontal swing angle 300° with rotation limiter adjustable in 30° steps
- Dead weight: 14,6 kg

Product code	Description
52641-62100-8707110	HMA I-Lift 25-S-4, 950 mm, TLB 1.5-2 kg, Colours: RAL 7016, RAL 7035
52641-62200-8707110	HMA I-Lift 25-S-4, 950 mm, TLB 1.5-2 kg, lockable, Colours: RAL 7016, RAL 7035
52642-62100-8707110	HMA I-Lift 25-S-4, 950 mm, TLB 1.5-3.8 kg, Colours: RAL 7016, RAL 7035
52642-62200-8707110	HMA I-Lift 25-S-4, 950 mm, TLB 1.5-3.8 kg, lockable, Colours: RAL 7016, RAL 7035
52643-62100-8707110	HMA I-Lift 25-S-4, 950 mm, TLB 4.8-6.8 kg, Colours: RAL 7016, RAL 7035
52643-62200-8707110	HMA I-Lift 25-S-4, 950 mm, TLB 4.8-6.8 kg, lockable, Colours: RAL 7016, RAL 7035
52644-62100-8707110	HMA I-Lift 25-S-4, 950 mm, TLB 5.6-9.6 kg, Colours: RAL 7016, RAL 7035
52644-62200-8707110	HMA I-Lift 25-S-4, 950 mm, TLB 5.6-9.6 kg, lockable, Colours: RAL 7016, RAL 7035
52645-62100-8707110	HMA I-Lift 25-S-4, 950 mm, TLB 7.6-11.6 kg, Colours: RAL 7016, RAL 7035
52645-62200-8707110	HMA I-Lift 25-S-4, 950 mm, TLB 7.6-11.6 kg, lockable, Colours: RAL 7016, RAL 7035
52646-62100-8707110	HMA I-Lift 25-S-4, 950 mm, TLB 10-15 kg, Colours: RAL 7016, RAL 7035
52646-62200-8707110	HMA I-Lift 25-S-4, 950 mm, TLB 10-15 kg, lockable, Colours: RAL 7016, RAL 7035
52647-62100-8707110	HMA I-Lift 25-S-4, 950 mm, TLB 15.8-17.8 kg, Colours: RAL 7016, RAL 7035
52647-62200-8707110	HMA I-Lift 25-S-4, 950 mm, TLB 15.8-17.8 kg, lockable, Colours: RAL 7016, RAL 7035